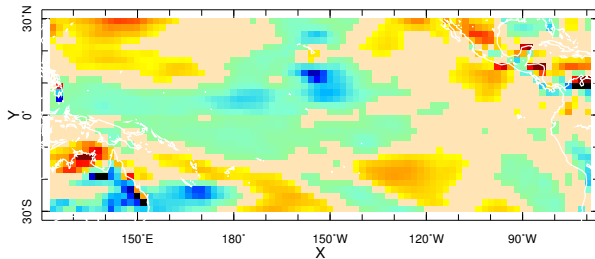
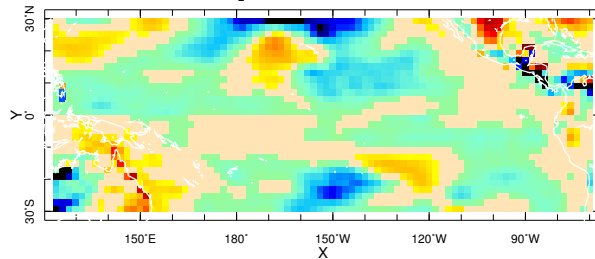
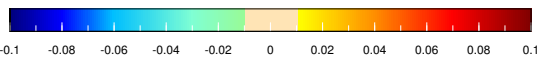


Mar 2024

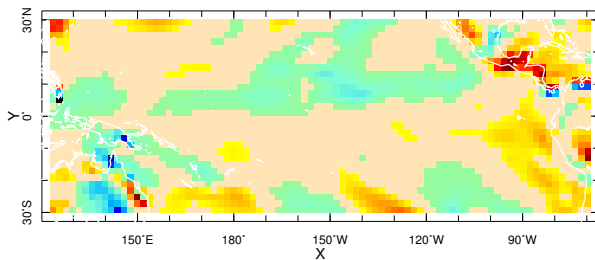
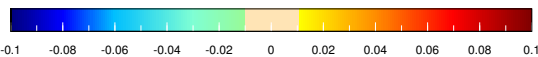
Apr 2024



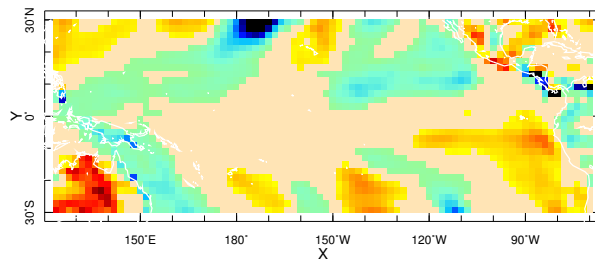
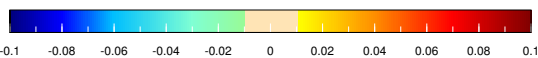
ncepRA_tauanom_1949-current tauxa T=Mar 2024
point mean: -0.0037103 ± 0.0235081 range [-0.17597 to 0.18216]



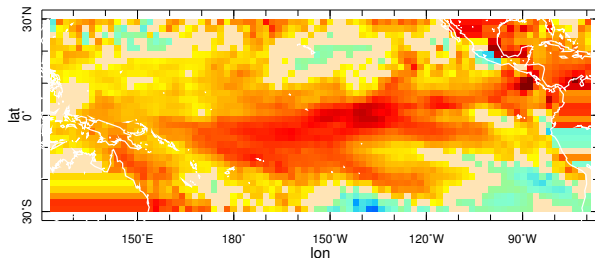
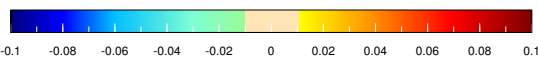
ncepRA_tauanom_1949-current tauxa T=Apr 2024
point mean: -0.0116377 ± 0.0259102 range [-0.29499 to 0.11277]



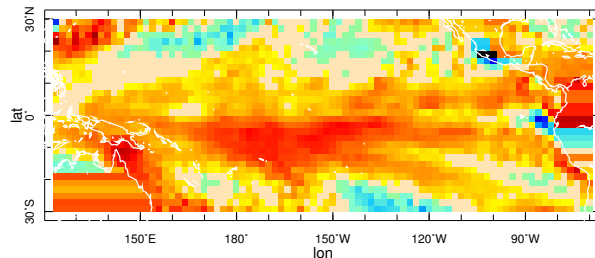
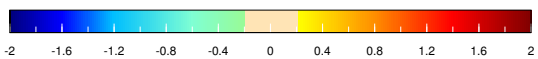
ncepRA_tauanom_1949-current tauya T=Mar 2024
point mean: $-0.000606282 \pm 0.0179758$ range [-0.11955 to 0.11588]



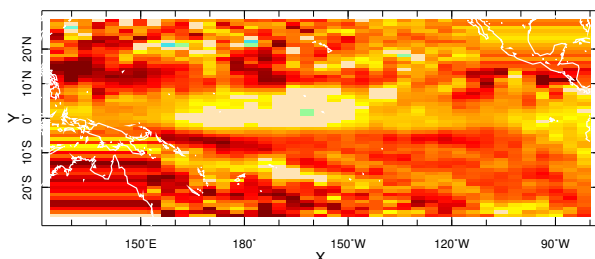
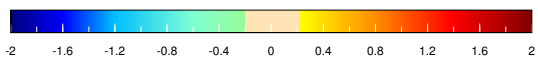
ncepRA_tauanom_1949-current tauya T=Apr 2024
point mean: $-0.00142516 \pm 0.0230903$ range [-0.16264 to 0.10231]



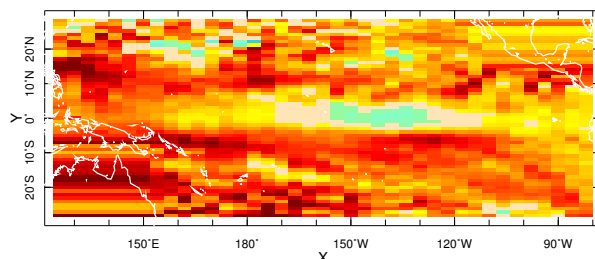
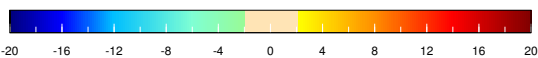
OISST2p1_ssta_TP2x2_ext.nc ssta T=Mar 2024
point mean: 0.53022 ± 0.50881 range [-1.3771 to 2.4353]



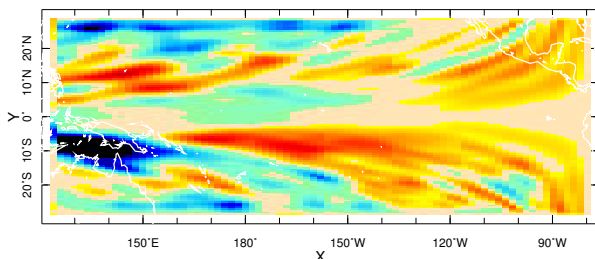
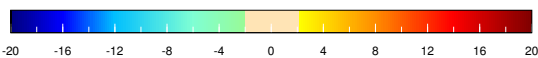
OISST2p1_ssta_TP2x2_ext.nc ssta T=Apr 2024
point mean: 0.44479 ± 0.54018 range [-2.7819 to 1.8931]



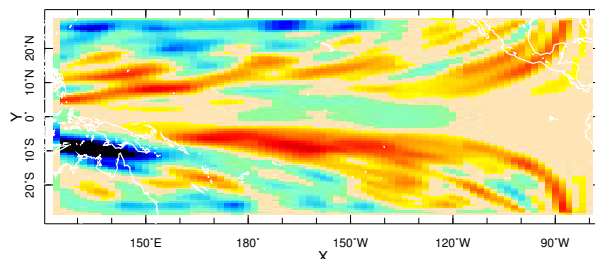
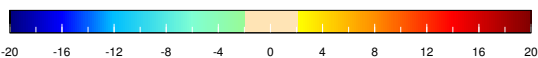
sshadj_pre14nrt sshadj T=Mar 2024
point mean: 9.2828 ± 4.9408 range [-8.9799 to 32.053]



sshadj_pre14nrt sshadj T=Apr 2024
point mean: 8.7207 ± 5.3018 range [-10.056 to 32.443]



TGa sla_top T=Mar 2024
point mean: 0.0294128 ± 6.8153 range [-39.316 to 16.372]



TGa sla_top T=Apr 2024
point mean: -0.0114639 ± 6.2848 range [-34.947 to 15.989]

